



April 2026 Photoshop & PS Beta Updates

Photoshop Version 27.6

Several features previously available in the beta version have now been integrated into the main release of Photoshop.

Object Rotation

The "Rotate Object" feature, accessible via the Edit menu after isolating an object onto a layer with no background, allows for a virtual 3D rendering that can be rotated. While the initial rendering appears crude, a higher-resolution version is generated upon completion.



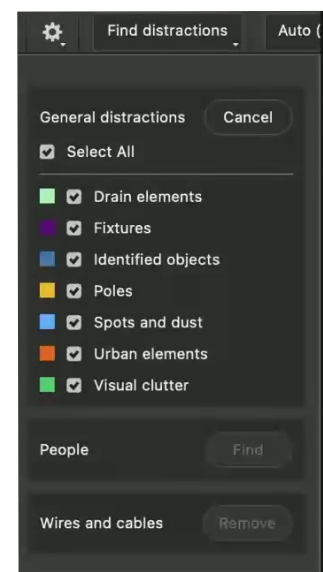
Remove Tool: General Distractions

The Remove tool now includes a "General Distractions" option in the Options bar at the top of your screen. This feature identifies and categorizes various distractions within an image, allowing users to toggle their removal.

- You can select specific categories of distractions to remove or manually paint over areas to include or exclude them from retouching by painting while holding Option/Alt.

Dynamic Text Enhancements

The text tool now offers a "Dynamic Text" option within the properties panel. This allows text to be shaped into circles, arches, or bows, providing more creative text layout possibilities.



Layer Cleanup (Broom Icon)

A new broom icon at the bottom of the layers panel, assists in managing layers. This feature requires an internet connection.

- It can delete empty layers,
- It also renames layers with default names ("Layer 1" or "Layer 2."), provided they contain content. Layers with manually assigned names, groups, and adjustment layers are generally not affected.
- While useful for cleaning up empty layers, the renaming functionality is very limited.



File Export to Firefly Board

The "Export" option under the File menu now includes a "Send to Firefly board" choice. This integrates Photoshop with Adobe's Firefly web platform, allowing images to be imported into a board for sharing and collaboration.

Redesigned Actions Panel

The Actions panel has undergone a redesign, with improved organization and expanded/collapsed sections. New categories, such as "Resize" and "Guides," have been added. This redesigned panel has been in Photoshop Beta for quite some time and has been covered previously in a lesson about a previous update.

Reflection Removal Tool

The "Reflection Removal" feature, previously in ACR and Lightroom Classic, is now available in Photoshop's Edit menu. It's designed to remove reflections from windows and creates separate layers for the image and the reflection.

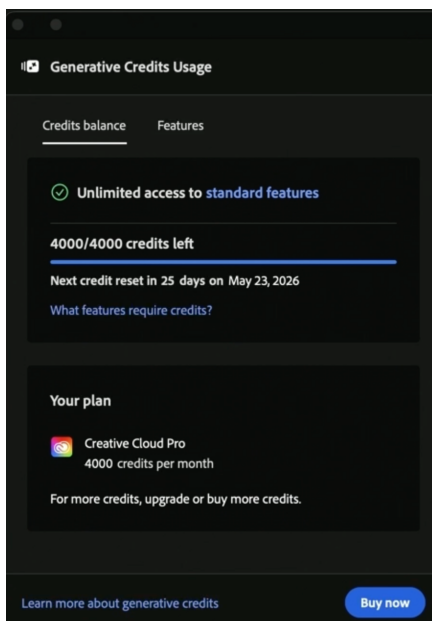
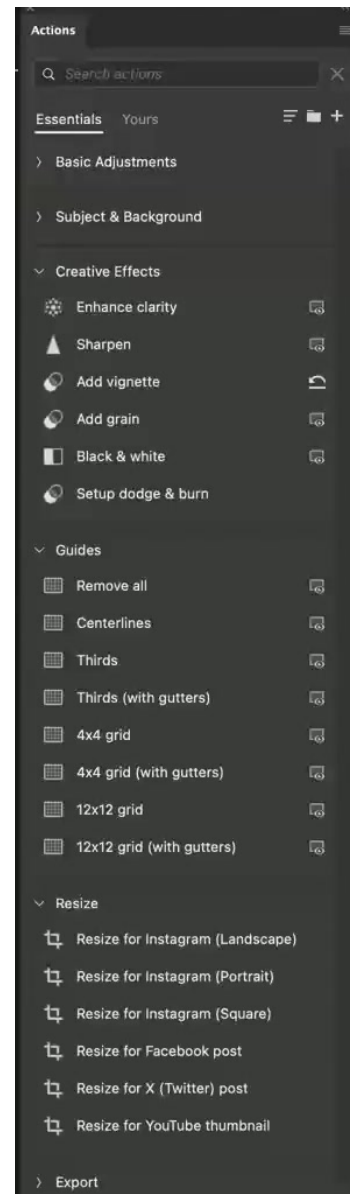
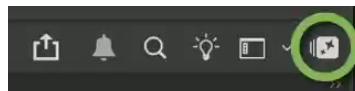
AI-Related Features and Updates

Significant updates have been made to AI-powered features, including a new AI credits hub and redesigned interfaces for generative tools.

AI Credits Hub

A new icon, resembling stars within a square, represents the "AI Credits Hub." This hub is accessible from various AI feature locations, including the contextual taskbar when using Generative Fill.

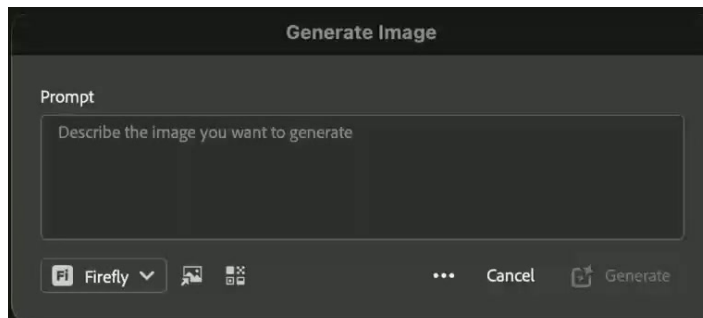
- It displays the number of AI credits remaining and the date of the next refill.
- A "Features" tab within the hub details the credit cost for each Generative AI feature, eliminating the need to search for this information online.



Generate Image User Interface

The user interface for "Generate Image," which creates images from scratch, has been updated. The new interface is more streamlined compared to the previous version.

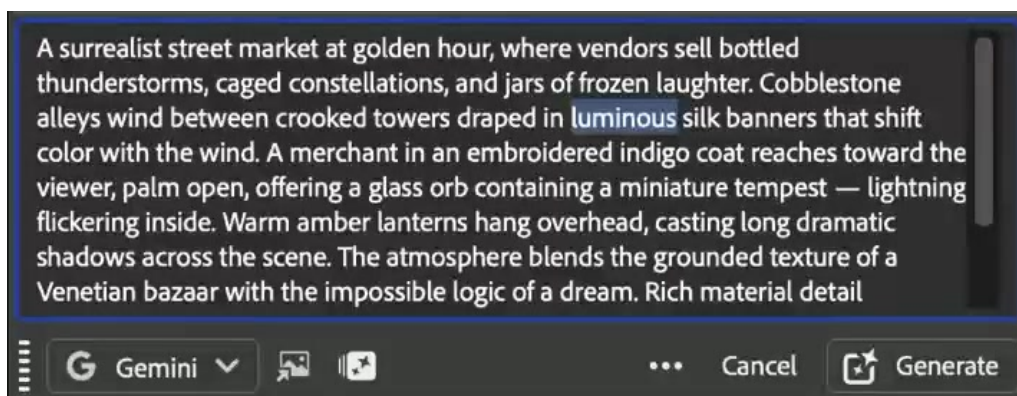
- A dropdown menu for selecting AI models (currently only "Firefly" is available) has been added, suggesting future support for other models.
- Reference image options (style and composition) and concept type (art or photo) are now consolidated under icons.
- The "Prompt Inspiration" section has been removed, but the prompt input area offers more space.



Contextual Taskbar Improvements

The contextual taskbar, which assists with generative fill, has improved text input functionality.

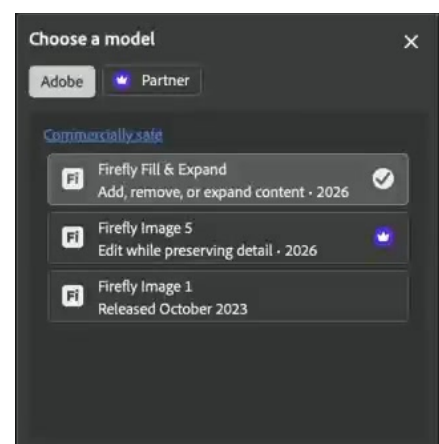
- The previous single-line input was prone to cutting off text and difficult to edit.
- The new version expands to accommodate up to eight lines of text, with a scrollbar appearing for longer prompts, and allows for easier text selection and editing.



Generative Fill Model Selection

The layout for selecting generative models has been updated. The previous model selection list has been replaced with two tabs: "Adobe" and "Partner."

- This change aims to prevent the list from becoming excessively long and to differentiate between commercially safe models and those potentially trained on broader internet data.
- The "Firefly Image 3" model has been removed and replaced by "Firefly Fill and Expand."



Gemini 3.5 Integration

The "Gemini 3.5" (also referred to as Nano Banana 2) model is now available, costing 40 credits per use and supporting up to 2K image resolution.

- This model excels at preserving faces and bodies during edits and is more accurate with exposure and lighting adjustments.
- However, it is noted to be less effective at object removal compared to older models.

Photoshop Beta Version 27.7

Photoshop Beta introduces several new features, including a modernized Save for Web interface and offline processing for the Remove tool.

Modernized Save for Web Interface

The "Save for Web" feature has received a UI modernization, with updated button and dropdown menu designs. The underlying architecture is also being modernized.

Filter Gallery Improvements

Within the Filter Gallery, users can now see and change foreground and background colors directly without leaving the filter interface. This enhancement helps visualize and adjust the colors used by filters like "Relief."

Offline Remove Tool Processing

A significant new option for the Remove tool allows for processing directly on the computer ("Device" option) without requiring an internet connection ("Cloud" option).

- To enable offline processing, a 4GB model download is required.
- The system requirements for this feature are high, including a minimum of 14GB VRAM on Windows.
- You can remove the downloaded model through the Creative Cloud app if it proves to be slower than cloud processing or if space is needed. To do so, click on the ... menu related to Photoshop Beta, choose Get add-ons, then choose Remove Module from the ... menu next to the Remove Tool advanced components listing.

All of the features that were previously found in the Beta version of Photoshop have been covered in previous Masters Academy videos when they were initially added to the Beta version.

